

# Wentworthville Public School

QUALITY TEACHING TO MAXIMISE STUDENT LEARNING  
Term 4 Week 8 2019 Newsletter




From the Principal – Denise Lockrey

## *Wonderful Happenings at Wenty!*

### **Commitment and Service for 27 years!**



Last Monday was a significant day at Wentworthville. Trevor and Marie Simpson have served Wentworthville PS for over 27 years. They have supported thousands of students, staff and families in this time. They are a fine example of a couple who contribute to the community, willingly give up their time and make a difference wherever they are! The school acknowledged their service and gave them a big clap as they came up before the assembly. We will miss you both.



70 - 100 Fullagar Rd  
WENTWORTHVILLE NSW 2145 Australia

Phone: 02 9631 8529

Fax: 02 9896 3079



Website: [www.wentwthvil-p.schools.nsw.gov.au](http://www.wentwthvil-p.schools.nsw.gov.au)

Email: [wentwthvil-p.school@det.nsw.edu.au](mailto:wentwthvil-p.school@det.nsw.edu.au)

Student Portal: <http://portal.det.nsw.edu.au>

## SRE Christmas Assembly

A team from Quiz Worx came on Tuesday and ran the assembly. The students in both K-2 and 3-6 were marvellous and represented the school in a positive light as they heard of the Christmas message. A big thank you to all our SRE teachers who willingly give up of their time to serve our school each week. We value your time and efforts in 2019.



Thank You  
Teachers!



# Thank you Morning Tea

We held our annual Thank You Morning Tea on Tuesday and had the opportunity to personally thank the community who partnered with us and made so many things possible throughout 2019. The staff, baked, assembled and bought food to say THANK YOU! If you were unable to join us but have contributed throughout 2019 and helped in some positive way, for example: serving on the P&C, sewed costumes, attended excursions, covered books, turned a sausage or prepared items for our mother's and father's day stalls and so much more...THANK YOU! We value your contribution to our school.

THANK  
YOU



THANK  
YOU



**Presentation Day** will be on **Tuesday 10<sup>th</sup> December** at the Redgum Centre in Lane Street.

Years K-2 - 10.00am

Years 3-6 - 12.00pm

All families welcome!



Artist impression of the **Wentworthville Public School** upgrade

## Wentworthville Public School

### Project update

November 2019

#### Investing in our schools

The NSW Government is investing \$6.7 billion over the next four years to deliver more than 190 new and upgraded schools to support communities across NSW. In addition, a record \$1.3 billion is being spent on school maintenance over five years. This is the largest investment in public education infrastructure in the history of NSW.

#### Wentworthville Public School

A project is underway to upgrade Wentworthville Public School. The project will deliver:

- 31 new permanent learning spaces
- a new hall and library
- a new special education area
- new administration and staff facilities
- new special program rooms.

#### Project summary

The State Significant Development application has been approved by the Department of Planning, Industry and Environment.

The construction contract has been awarded to Grindley Construction, who are preparing to commence the project.

#### Next steps

The contractor has begun site establishment for the first stage of the project. Next steps include bulk excavation works.

The out of hours school care club (OSH Club) will be temporarily relocated into the hall located in A Block for the duration of construction.

#### Keep updated

Regular updates will be provided to the school and local community throughout construction.

Thank you for your patience while we deliver this important school infrastructure, to meet future growth in the area.

We are here to make sure that work is completed safely and efficiently.

#### For more information contact:

School Infrastructure NSW  
Email: [schoolinfrastructure@det.nsw.edu.au](mailto:schoolinfrastructure@det.nsw.edu.au)  
Phone: 1300 482 651  
[www.schoolinfrastructure.nsw.gov.au](http://www.schoolinfrastructure.nsw.gov.au)

## Frequently asked questions

### **When will construction be completed?**

The project will be delivered in three stages, and is scheduled for completion in mid 2021.

### **What safety measures are in place?**

The safety of the school's students, staff and the local community is our highest priority.

Construction planning has been designed so there is minimal impact on school operations. Safety measures such as hoardings, signage and separate access points are in place to ensure students are not able to enter the construction site.

To minimise disruption to school operations and activities, site deliveries are being scheduled outside of school drop off and pick up times and traffic control personnel are on site to assist with contractor deliveries.

### **What are the scheduled work hours?**

Work will take place during approved hours between 7am and 6pm, Monday to Friday and 8am and 1pm on Saturdays.

### **Will there be changes to how the school is accessed?**

To enable construction to run smoothly and safely the below changes will be in place:

- Fullagar Road - Gates 3, 4 and 5 will be closed
- Station Street - Gate 6 will be closed
- Monash Street - Gate 7 will be used as the Temporary OSHC gate

All other gates are available to use as per normal.

### **How will traffic be managed?**

Construction vehicle movements and deliveries will be scheduled outside of peak school operation times.

Traffic management will be in place where required to manage vehicles entering and exiting the site in a safe manner.

### **How will you keep us informed during construction?**

School infrastructure NSW will continue to share construction updates and project information as the project progresses. We will keep the school and local community informed through project notifications, information booths, school newsletters, drop-in sessions and website updates.

### **How will you minimise disruption to normal school operations during construction?**

School Infrastructure NSW is working closely with the principal and staff to ensure that school operations continue with minimal disruption.

### **Who can I contact if I have a concern?**

If you have any queries or concerns about this project you can contact School Infrastructure NSW during business hours on 1300 482 651.

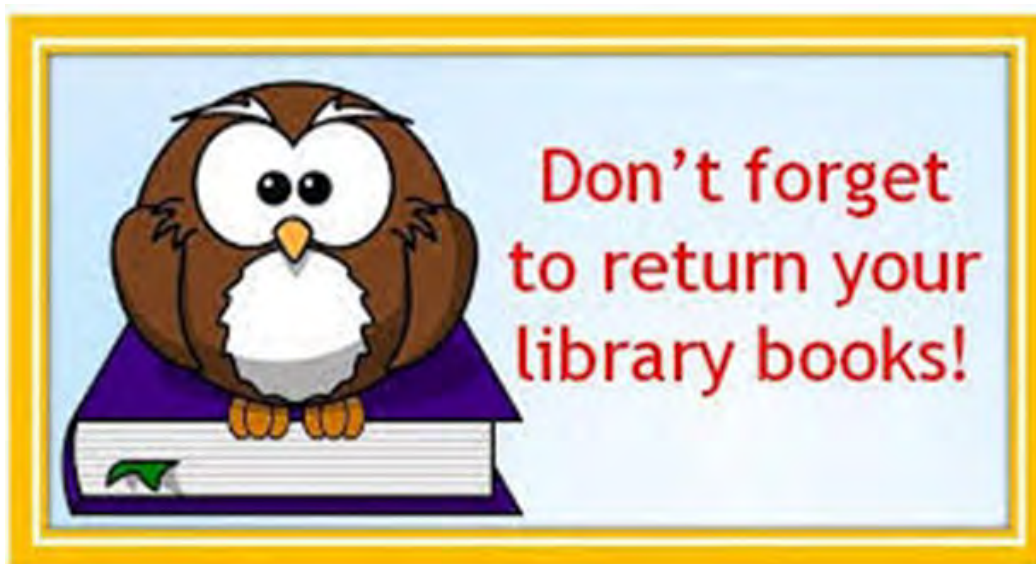
In an emergency, call triple zero (000).

## What is an Innovative Learning Environment?

Build on what already works and seeks to make it better – that's innovation! Quality teaching, smart use of flexible space and access to the right technology at the right time provides students with greater choice in how they demonstrate their learning. Innovative learning environments (or ILEs) are designed to help students develop skills critical to thrive in an increasingly complex world. Innovative learning environments are flexible so that teachers can design a wide range of learning activities to develop the skills and knowledge of students. They offer a range of furniture from seated desks to standing tables, whiteboard surfaces and shared tables and these support teachers in working with the whole class, in small groups or one on one in an engaging and welcoming space. So, an ILE offers a lot of what we've always done with the entire class but offers more options for small group and independent work in a modern environment. In fact, research has shown that the physical design of a classroom can result in significant improvements in students' learning (1).

1. Salford, Clever Classrooms Report - <https://www.cleverclassroomsdesign.co.uk/>

*Denise Lockrey – Principal*



# PRINCIPAL AWARDS

Congratulations!

well done!

Name	Class	Name	Class
Aasrith	KC	Shambhavi	2N
Inisha	KC	Aryan	1P
Sahana	KC	Shuban	2K
Hasya	KC	Khushi	2N
Sakthivel	KD	Thisha x 3 awards	1L
Ashvath	KG	Om	2R
Vihaan	KG	Hasini	1G
Aaradhya	KD	Arjun	1L
Keerthi	KL	Samvritha	1L
Sarah	KL	Sathvik	1L
Harvishaa	KS	Simar	2/3H
Tisha	KS	Shreya	2R
Vikram	KS	Jiya	2K
Agasthya	KM	Shivani	2K
Ria	KM	Ayushi	KL
Ria	KM	Ansh	KL
Aadhya	KM	Farah	KL
Sanskriti	KA	Nevaeh	KL
Annika	KA	Sameehan	K-3C



AWESOME



- ★ Stage 2 and Homework Help Club note

# KD

This term in science, the students in KD are completing a unit of work called "Move It!" They have had a lot of fun learning about force and motion and the different ways in which people, animals and objects move.



The students worked in small groups to make ramps and experimented to see the different ways objects from around the classroom moved (or didn't move!) down the ramp. This information was then recorded in their science books and shared with the rest of the class. We had some great discussions about the effects of friction and gravity.



The students are applying their knowledge of force and motion to help them design and make a toy that moves. They have worked collaboratively with a partner to draw a design of the toy and are now looking forward to making their toys using recycled materials. They have come up with some very clever ideas!



**1D** 1D students are learning to write a narrative from a different character's point of view. They worked together to create a performance from the book they work together to create a performance of one of the popular children stories "The Three Little Pigs". Students played the roles of the three little pigs, the mother pig, and the wolf. The students improvised the props from around the classroom and used tissues for straw, rulers for sticks and Duplo block for bricks and a broken bucket as a chimney.

The mother pig telling the three little pigs it was time for them to be on their own. The pigs buying straw, sticks and bricks and building their house.




The big bad wolf huffs and puffs their house down and when he could not blow the brick house down, he tries to climb down the chimney and falls into the cauldron below.

There was plenty of laughter and cheering from the audience and they thoroughly enjoyed the performance. Each character then wrote the story from their chosen character's point of view.

In maths they learnt multiplication using a collection of objects to make equal groups.



In science they worked in groups and conducted an experiment on light energy. They used water, a torch and a mirror for this experiment. They took turns to shine the light into the water where the mirror is under water adjusting the angle until a rainbow appeared! They understood that light bends when it passes through different mediums, like glass or water.



# ICT with 5/6B

## Reflections




ICT 2019 with 5/6B was a thrilling, as well as an educational, experience. In the span of one and a half terms, our class has been taught a variety of skills and practices. Mrs Gojkovic has showcased to us a variation of games, such as: Zimmer Twins, Graffiti Creator, Wimp your Family and Pixel Art. Although these games do not have the standard names of the expected educational games, they have conveyed to us a series of skills and understandings. These games have brought to life an exhilarating way to enjoy the everyday schooling we receive.

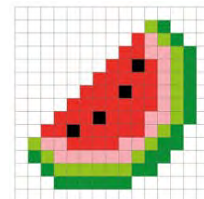
Games such as Zimmer Twins, helped us to understand the base of filmmaking, and brought our creativity to life with the help of our own imagination. Graffiti Creator allowed us to create artwork, while still learning to use certain devices to manipulate and add liveliness to our work. Learning things such as: how to create simple, yet appealing works of art, and how to edit them. Wimp your



Family was similar in some way to Graffiti Creator, as it yet again, allowed us to express ourselves in art, while also learning different skills. Designing and customising our work at our own will, while using advanced tools to help us. Finally, Pixel Art, which was easily the most pleasant experience, as well as learning many different abilities. As well as creating our own artwork, we learnt how to use coordinates and how to use Microsoft Excel. We learnt to create graphs and tables, while still having fun.



Overall, ICT 2019, with 5/6B and Mrs Gojkovic was nothing less than a terrific time. While gaining the required skills for the year, we learnt them in many different ways, which,



frankly, we enjoyed more than the normal course of action. We would appreciate this method of learning to continue throughout the next few years, as it is the reason we look forward to Tuesdays every week. We appreciate the opportunity given to us, as not all classes were given this possibility and we hope every student for the years to come will look forward to ICT as much as we did.



# Sentral Parent Portal



Please ensure that you have registered for the Sentral Parent Portal. You should have received a letter with instructions on how to register as well as your family access key that helps to link your app. If you didn't receive the letter or have misplaced it then see the office for a replacement. There is a link to a video below that has step by step instructions on how to register. This is our main means of communication to parents.

<https://www.youtube.com/watch?v=ZyKvwFljsH4&feature=youtu.be&fbclid=IwAR2yqg2UtfNirpF1O-dXsJnoFIJOBEMbH0I4Tdn1oOsDsOjkHwUBep3pkvk>

## Unexplained Absences 2019



There are still many outstanding unexplained absences for 2019.




It is a Department of Education requirement that all absences are explained the day your child returns from an absence. When your child is absent you will receive an automated email from Sentral on the day of the absence informing you your child was absent and that their absence needs to be explained.

To check if your child has unexplained absences please log into your Sentral Parent Portal or use the app. There will be a list of unexplained absences and corresponding dates. Click explanation and write the absence reason and then click submit. This will then be actioned by the office the following day. Alternatively you can supply a written note which is sent to the class teacher.

All outstanding unexplained absences need to be completed prior to the end of Term 4.

The SRC held a 'Crazy hat and Hair Day' on 27<sup>th</sup> November 2019. They raised \$300 which will be used to start up an Art club during playtime in 2020.





Crazy and lots of Fun!!

**The Kindergarten Dance Group and the Junior Choir performed at the Wentworthville Community Centre for a group of local senior citizens named 'The Happy Club'.**

**They were fabulous!**



# WPS Gardening Club

## Update



Gardening Club has sprung into Spring this year.

Thank you to all those families who have donated seedlings from the Woolworths seedling program, they have been put to good use.

Students are doing a great job planting seedlings, watering the new vegetable crops we are growing, and weeding the garden beds.

We have even begun harvesting some fresh beans, rocket and cress.

Come down and have a look at our corn, pumpkin, herbs and salad crops which are growing quite happily in the Village Green.







# WENTWORTHVILLE PUBLIC SCHOOL Creative & Performing Arts Showcase

Join us for an afternoon of performances!



---

Thursday, 12 December 2019

Wentworthville Public School COLA

2:00pm – 2:50pm

In the event of wet weather, the performance afternoon will be cancelled. Notification will be made via Sentral Parent portal app.

---

Performance groups include:

Bollywood dance groups, Junior and Senior  
Dance groups, Musical groups - Choir, Ukulele  
& Recorders.



Telephone: 9631 8529  
9631 8492

Fax: 9896 3079

**Parent Meeting/Workshop Schedule  
Term 4 - 2019**

Dear Parents/Caregivers,

25 November 2019

Wentworthville Public School would like to invite parents to participate in the following meetings and workshops. The details are as follows:

Dates	Venue	Time	Topic
Monday 14 October 2019	Community Room	9.00 am - 10.00 am	Helping Your Child Build Comprehension Skills
Monday 21 October 2019	Community Room	9.00 am - 10.00 am	NAPLAN - Understanding Your Child's Report
Monday 28 October 2019	Community Room	9.00 am - 10.00 am	Selective High School Placement Test Workshop
Monday 4 November 2019	Community Room	9.00 am - 10.00 am	Helping Your Child with Shapes and Objects
Monday 11 November 2019	Community Room	9.00 am - 10.00 am	Developing Social Skills for Children
Monday 18 November 2019	Community Room	9.00 am - 10.00 am	Transition to High School
Monday 25 November 2019	Community Room	9.00 am - 10.00 am	Schooling in NSW
Monday 2 December 2019	Wentworthville Library	9.00 am - 10.00 am	Visiting Wentworthville Library
Monday 9 December 2019	Community Room	9.00 am - 10.00 am	End of Year Celebration

Helen Huynh, Community Liaison Officer will be at Wentworthville Public School on Monday every week, from 8.30am to 3.30pm. She is available for any discussion our parents would like to have about community engagement and services that she can provide to support our parents in any way.

**Please indicate on the slip below if you are interested in participating in the information session and return the slip to the School Office by Monday 14 October 2019.**

We look forward to seeing you at our meetings and workshops.

Yours sincerely,

Denise Lockrey  
Principal

Helen Huynh  
Community Liaison Officer



Telephone: 9631 8529  
9631 8492

Fax: 9896 3079

**Parent Meeting/Workshop Schedule  
Term 4 - 2019**

Please tick 'Yes' below to indicate your interest to participate in any of these workshops **and return this page to the School Office by Monday 14 October 2019.**

Dates	Venue	Time	Topic
Monday 14 October 2019	Community Room	9.00 am - 10.00 am	Helping Your Child Build Comprehension Skills
Monday 21 October 2019	Community Room	9.00 am - 10.00 am	NAPLAN - Understanding Your Child's Report
Monday 28 October 2019	Community Room	9.00 am - 10.00 am	Selective High School Placement Test Workshop
Monday 4 November 2019	Community Room	9.00 am - 10.00 am	Helping Your Child with Shapes and Objects
Monday 11 November 2019	Community Room	9.00 am - 10.00 am	Developing Social Skills for Children
Monday 18 November 2019	Community Room	9.00 am - 10.00 am	Transition to High School
Monday 25 November 2019	Community Room	9.00 am - 10.00 am	Schooling in NSW
Monday 2 December 2019	Wentworthville Library	9.00 am - 10.00 am	Visiting Wentworthville Library
Monday 9 December 2019	Community Room	9.00 am - 10.00 am	End of Year Celebration

Interpreter required [ ] Yes [ ] No Language: \_\_\_\_\_

Parent/Caregiver's Name: \_\_\_\_\_ Contact phone number: \_\_\_\_\_

**BOOK  
NOW**

# SPLASH CITY

## SUMMER CAMP

**JANUARY 2020**

EXPERIENCE THE COOLEST CAMP ON THE PLANET

GET MOTIVATED DURING THE  
JANUARY 2020 SCHOOL HOLIDAY'S  
AT OUR 2-DAY SUMMER CAMP.

LET US BRING THE BEACH TO YOU WITH  
OUR WILD WATER SPORTS PLUS OUR  
USUAL SERIES OF TRADEMARK SPORTS

**Muirfield High School**

20th & 21st of January

**Macarthur Girls High School**

22nd and 23rd of January

**CREATIVE  
KIDS**

REGISTERED PROVIDER  
Claim your \$100 voucher here



motiv8sports

BOOK NOW

[MOTIV8SPORTS.COM.AU](http://MOTIV8SPORTS.COM.AU)

## Wentworthville Public School- Term 4 2019 as at 3.12.19

Term Four	MONDAY	TUESDAY	WEDNESDAY	THURSDAY	FRIDAY	SAT SUN
<b>8</b>	December 2	December 3 High School Orientation Day Yr 6 to Yr 7  SRC Event  SRE Christmas Assembly	December 4 <i>Newsletter</i>  Rosehill Special Christmas Party  P&C Mtg  6pm	December 5  <b>Community Gala Day</b>  <b>Middle Session 11.30-2pm</b>  <b>Gala day Disco</b>  <i>Xenontech</i>	December 6    School Tour 2pm	December 7 & 8
<b>9</b>	December 9  Yr 6 Farewell at Wenty Leagues	December 10  Presentation Day  K-2 - 10-11am  3-6 - 12-1.30pm	December 11  Time Capsule Event	December 12  PRG Meeting for new build  Creative Arts Celebration event  <i>Xenontech</i>	December 13  P&C Christmas Stall	December 14 & 15
<b>10</b>	December 16  Class Celebration Events – as organised by each class teacher	December 17	December 18  Last Day of school year for Students  Year 6 Clap Out Assembly 2pm  <i>Newsletter</i>	December 19  No Students  Staff Development  Day 4  <i>Xenontech</i>	December 20  No Students  Staff Development  Day 45	December 21 & 22
	Holidays					

### Term 1, 2020

- **Staff Development Day Tuesday January 28 –NO STUDENTS**
- **Wednesday January 29 –All students Years 1 -6 and new enrolments arrive (summer uniform)**
- **Kindergarten Best Start Days –Wednesday January 29, Thursday January 30 and Friday January 31**
  - **All Kindergarten cohort commence Monday February 3, 2020**

# insights

## Protecting your child's online privacy

by Colin Anson



From sharing pictures of a child's first day at school to key moments at high school, many adults don't consider the potential risks or breach of future privacy for kids. In fact, it is now become a ritual to announce the full name and date of birth of a child online within hours of them being born. This is just the beginning of a child's digital footprint.

Although children are now 'born digital', exposure in the online world can present just as many risks as the physical world can pose. Images and identifying details can be used for numerous activities that put your child at risk, from stalking, to cyberbullying, identity theft, and even digital kidnapping.

The Australian eSafety Commission warns that half of all images on paedophile image-sharing sites originate from social media sites and blogs. Parents are responsible for protecting kids until they are old enough to make their own decisions about their online presence.

So, what can parents do?

Start by 'thinking privacy' before posting images of children online. You'll be protecting their digital footprint and setting them up for a healthy relationship with the digital world.

### Seek consent

Always ask others before sharing images of their children, even your family. Speak up about how you feel about images of your child being shared. When your child is old enough, ask them for consent, empowering them to understand they have a right to their privacy online. As they become teenagers, hopefully they will have more respect for what they post online and have confidence to speak to others about their consent guidelines.

### Understand the settings

Check the settings of your social media channels to ensure your posts are not public. Speak to your friends and family about this and don't be afraid to ask for help to get it right. If your child has social media channels of their own, go through the settings with them to minimise the risk of unwanted shares.

### Think about the detail

Avoid including children's identifiable details such as school badges, logos, uniforms, name tags or identifiable locations such as your home area or school. Alternatively, blur these details prior to posting.

## Be selective


Create a simple checklist to help make decisions regarding posting online easy. What do you deem appropriate? Are you happy to share images of your children in swimwear? Do you want to avoid full-frontal face shots?

If your child is old enough, explain why you are selecting certain pictures and not sharing others. If you have a teenager who is sharing their own images, talk to them about what is appropriate and potential repercussions of not setting boundaries.

## Remove metadata

Metadata on digital images records the time, date and GPS coordinates of where the photo was taken and can be accessed through shared images, and your sharing service may record your IP address. You can wipe this information with appropriate software or share screenshots of your photos to avoid metadata sharing. Screenshot sharing creates a lower resolution photo, so it's less likely to be tampered with by a third party.

Think 'privacy first' to reduce many of the risks involved with image sharing. Have conversations with your children to instil this mentality; help them build empathy; and identify the steps for minimising risk whilst helping them build a healthy relationship with technology so they can become responsible digital citizens.



### Colin Anson

Colin Anson is a digital entrepreneur, and the CEO and co-founder of child image protection and photo storage solution, [pixevety](https://pixevety.com). Find out more about Colin at [pixevety.com](https://pixevety.com).